

xampp install multiple php versions,xampp php version switcher,rename xampp folder,how to run multiple php versions xampp,multiple php versions apache windows,xampp two versions,xampp php 5 and 7,using 2 xampp,multiple php versions apache windows,multiple php versions apache ubuntu,multiple php versions centos,multiple php versions nginx,ubuntu 16.04 multiple php versions,multiple php versions apache centos,debian multiple php versions,php version manager ubuntu

1. Why Use Multiple Xampp ?

- a. Running different versions of PHP along with same version of MySQL Server.
- b. Running different versions of PHP along with different version of MySQL.

2. How to Install Multiple XAMPP on Windows ?

a. Running different version of PHP, with same version of MySQL server

1. Extract /install xampp file that we have downloaded, the files can be extracted anywhere, I extract it at the same drive that is E drive.

2. Changing the apache port

- `ServerName localhost:80` `apache/conf`
- `Listen 80` `ServerName localhost: 80`
`80 7777`

```
218 # If your host doesn't have a registered DNS name,  
219 #  
220 ServerName localhost:7777  
221
```

```
56 #  
57 #Listen 12.34.56.78:80  
58 Listen 7777
```

3. Important. Change the SSL port too

```
18:46:45 [Apache] Problem detected!  
18:46:45 [Apache] Port 443 in use by "e:\xampp\apache\bin\httpd.exe" with PID  
8736!  
18:46:45 [Apache] Apache WILL NOT start without the configured ports free!  
18:46:45 [Apache] You need to uninstall/disable/reconfigure the blocking  
application  
18:46:45 [Apache] or reconfigure Apache and the Control Panel to listen on a  
different port
```

- httpd-ssl.conf apache\conf\extra
- 443 Listen 443 ServerName localhost: 443
- 443 444



Description

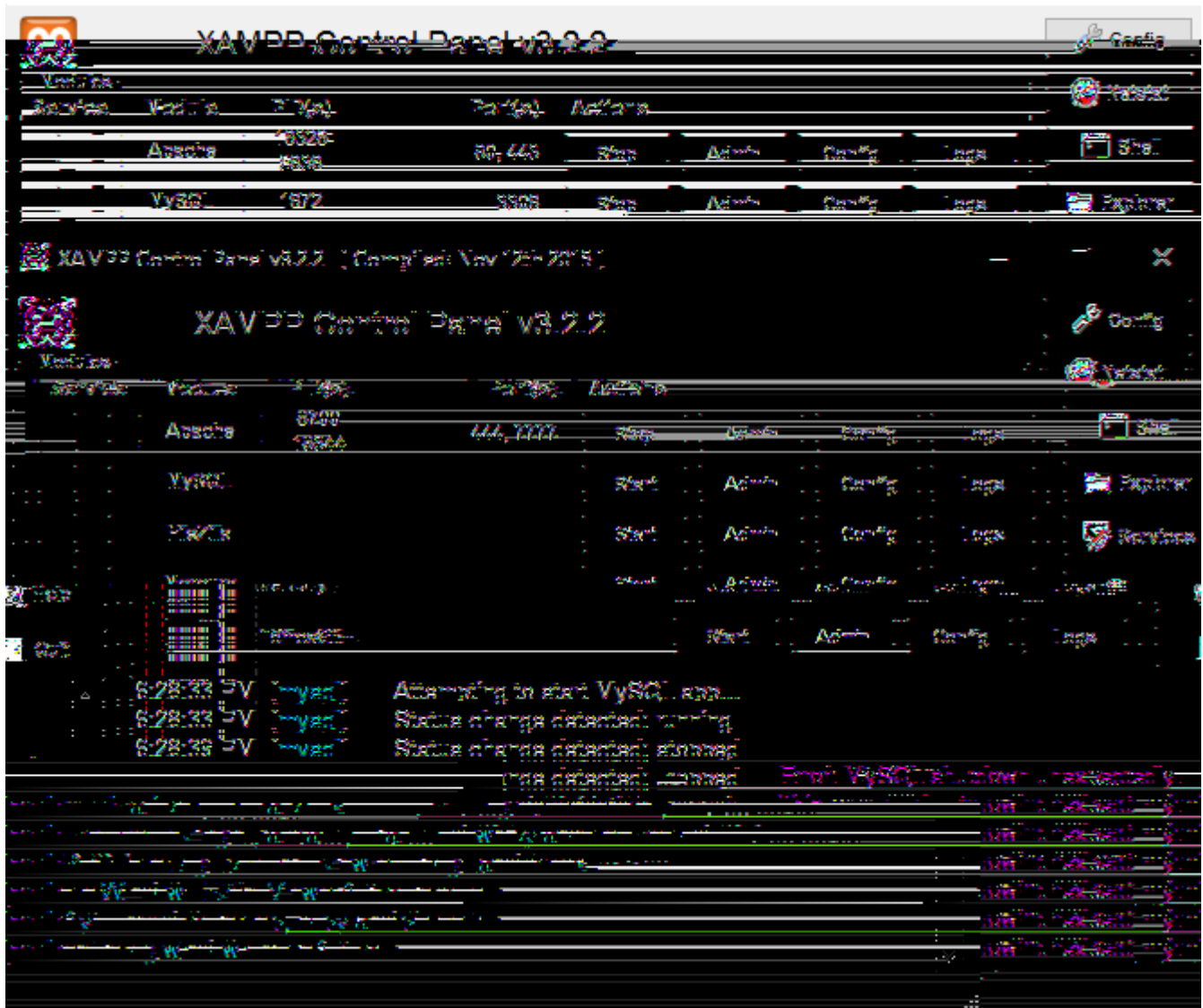
8080

443

7777

444

b. Running different versions of PHP and different version of MySQL



3306

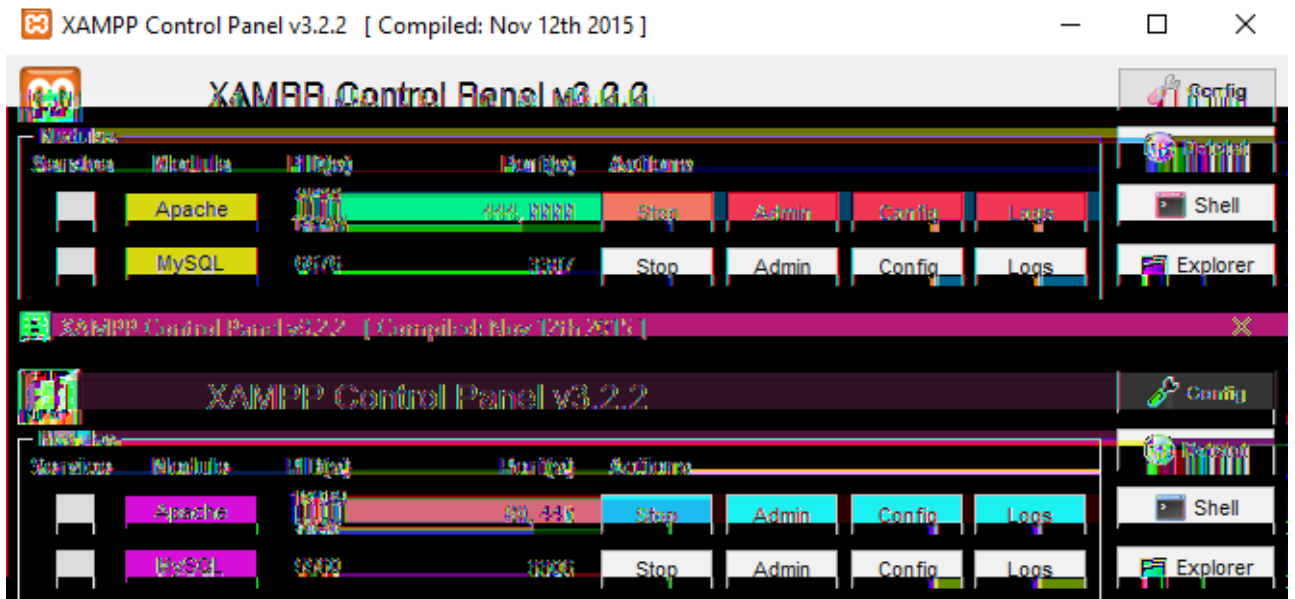
my.ini

port = 3306

```

17 # The following options will be passed to all MySQL clients
18 [client]
19 password = password
20 port = 3306
21 socket = /xampp-5.6.21/mysql/mysql.sock

```



is The next question
YES,

3. How to Run phpMyAdmin on Different Port of MySQL


3307 3306

config.default.php

```

port
$cfg['Servers'][$i]['port'] = ''
$cfg['Servers'][$i]['port'] = '3307'

```



127.0.0.1:3307

7777